


MISSING SQUARE PUZZLE

PART 1

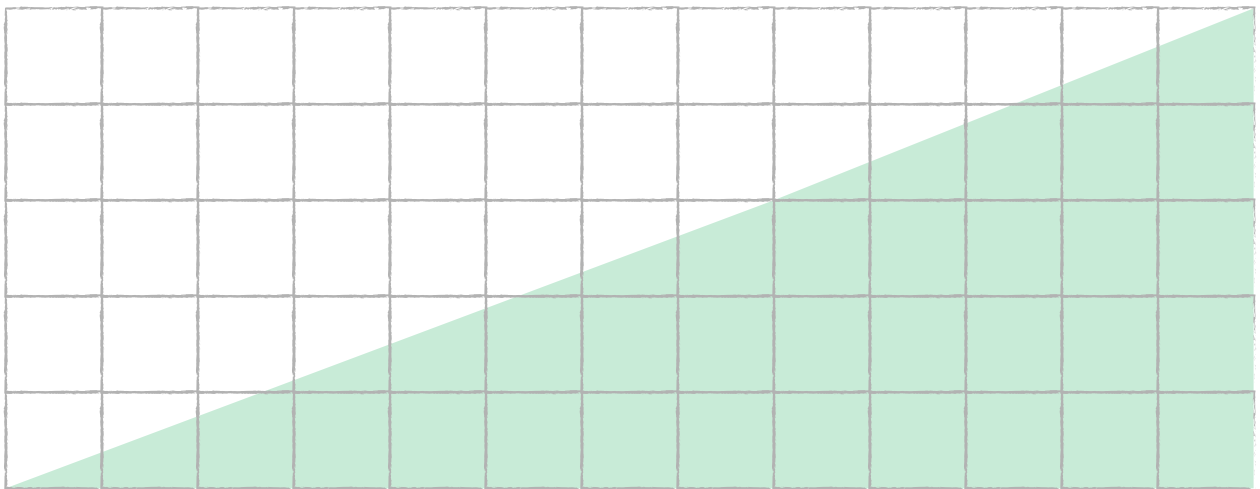
STEP 1

Cut the colored shapes along the dotted lines.



STEP 2

Rearrange the shapes until they fit the shaded green area below.



PRINTABLES FROM



FIND MORE FRESH DIY IDEAS AT [KIWICO.COM/DIY](https://www.kiwico.com/diy)

PART 2

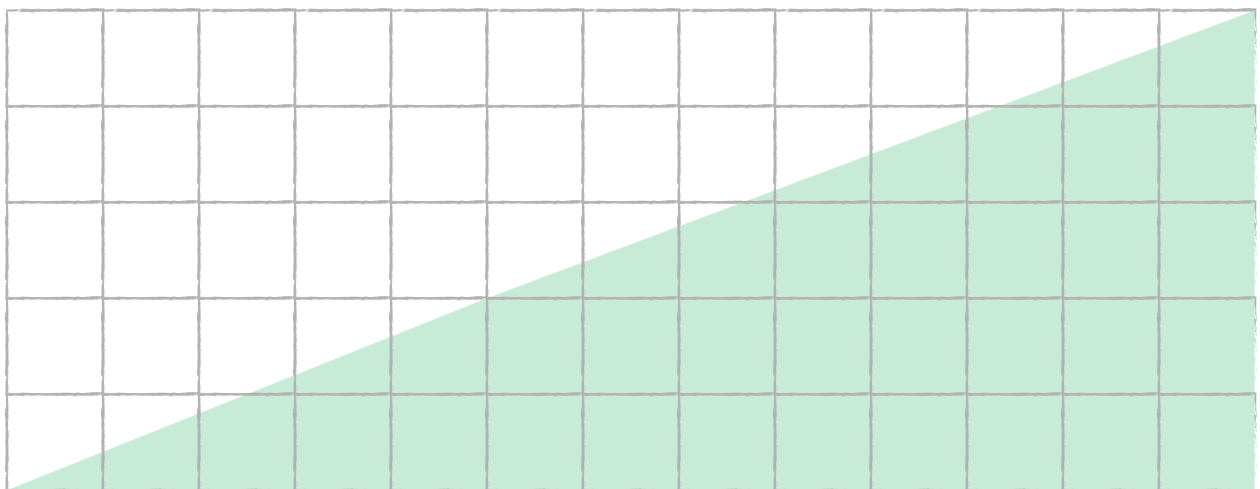
STEP 1

Cut the colored shapes along the dotted lines.



STEP 2

Rearrange the shapes until they fit the shaded green area below, BUT leave one green square BLANK!



PRINTABLES FROM



FIND MORE FRESH DIY IDEAS AT [KIWICO.COM/DIY](https://www.kiwico.com/diy)